

CYNTEGRITY

MyRBQM® PORTAL NEW VERSION 7.0.0 RELEASE



NEW V7.0.0 | NEW FEATURES AT A GLANCE

- **Change History** | Understand the history of your data better
- **Patient Profiles renamed to Subject Profiles** | Clearer terminology to meet regulatory guidelines
- **Improved system stability** | Better performance for better analysis
- **UI Optimizations** | Making RBQM more intuitive at every mouse-click



NEW V7.0.0 | CHANGE HISTORY – NEW FEATURE

Introducing the Change History

A new feature to MyRBQM® Portal, Change History will give you more insight into the historical changes to key datapoints within Sites, Metrics, Subject data, KRIs and QTLs.

Within the Change History, you will be able to see the history of data imports for that datapoint, when they were first used, as well as other useful fields. This can also be downloaded as a JSON file.

↑↓ Risk Rating	↑↓ Key Metric	↑↓ Weighted Score
● High 🔗	146.00 🔗	98
● High 🔗	113.00 🔗	76
● High 🔗	153.00 🔗	103

This history is shown up to July 9th 2022, 11:08:14 am (UTC)

[Download as JSON](#)

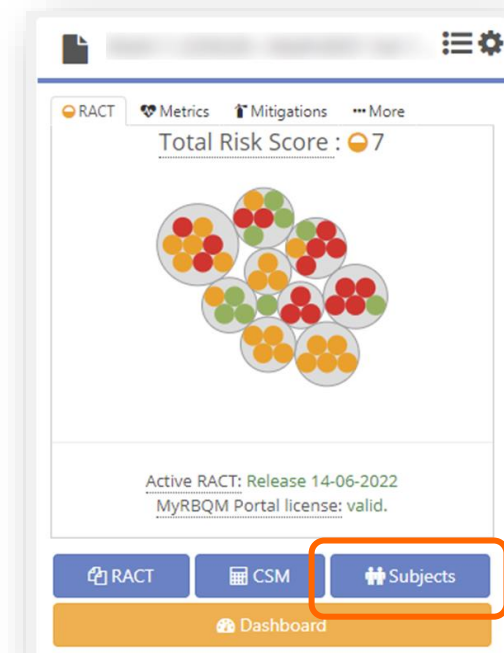
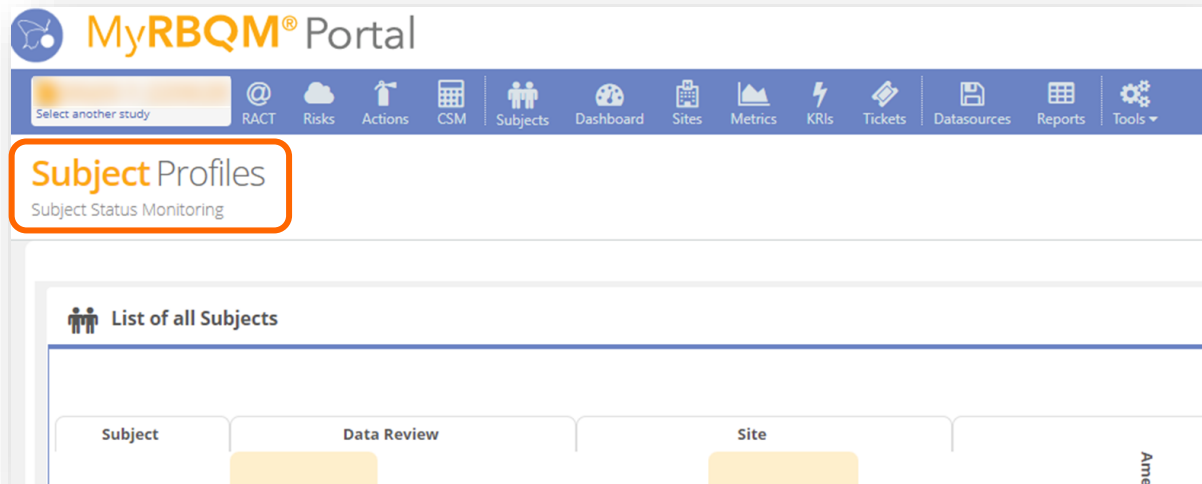
Created At	Machine Time	Value Time	Value Time Source	Data Point	External Key	Import Id	Is Missing
July 8th 2022, 2:33:00 pm (UTC)	July 8th 2022, 2:43:04 pm (UTC)	July 8th 2022, 2:33:00 pm (UTC)	N/A	{ "Value": 146 } ⓘ	site0010353	62c84031f219551eee42e496	<input type="checkbox"/> No
July 8th 2022, 12:32:49 pm (UTC)	July 8th 2022, 12:44:54 pm (UTC)	July 8th 2022, 12:32:49 pm (UTC)	N/A	{ "Value": 146 } ⓘ	site0010353	62c823f8f219551eee42e3b1	<input type="checkbox"/> No



NEW V7.0.0 | “PATIENT PROFILES” RENAMED

Patient Profiles will now be called “Subject Profiles”:

The renaming of this module was initiated to be a better descriptor of the wide variety of study participants, such as healthy volunteers and in studies with non-human subjects.



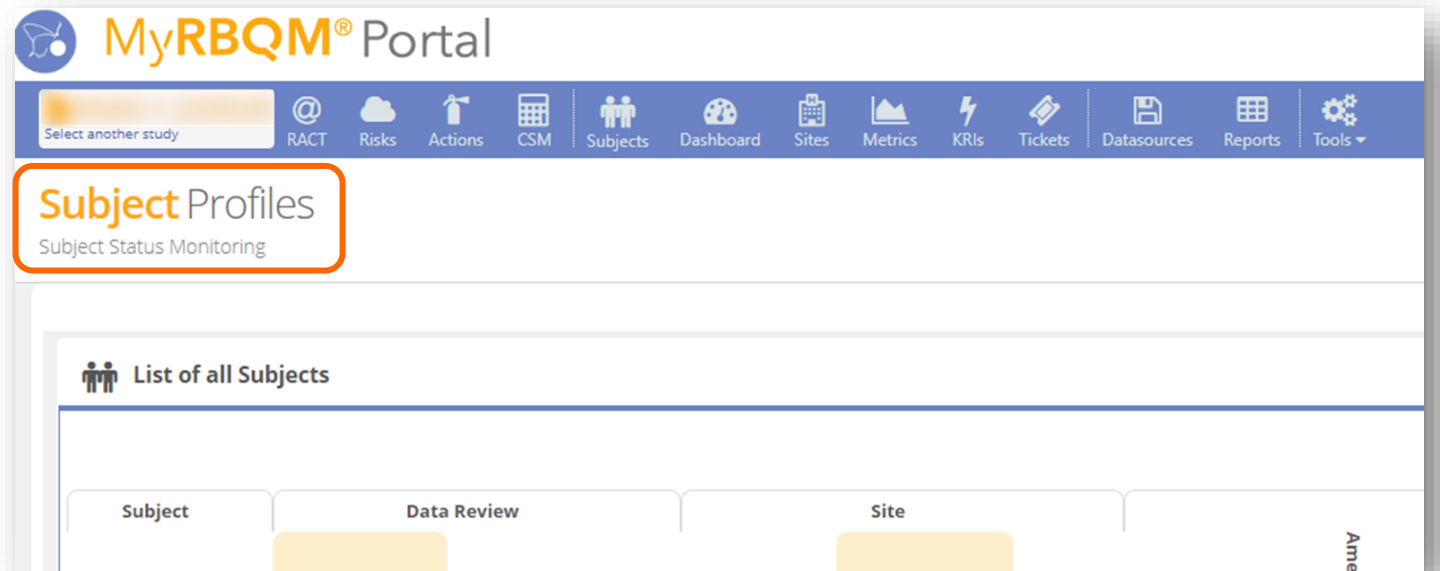
NOTE: Within the newly named Subject Profiles section, note that changes made to the order of the sections will only reflect after the next data import.



NEW V7.0.0 | PERFORMANCE IMPROVEMENTS

Increased stability within Subject Profiles

Significant improvements have been made to the stability of the system, particularly within the Subject Profiles module, with significantly improved loading time and overall stability when viewing long lists of subject data.

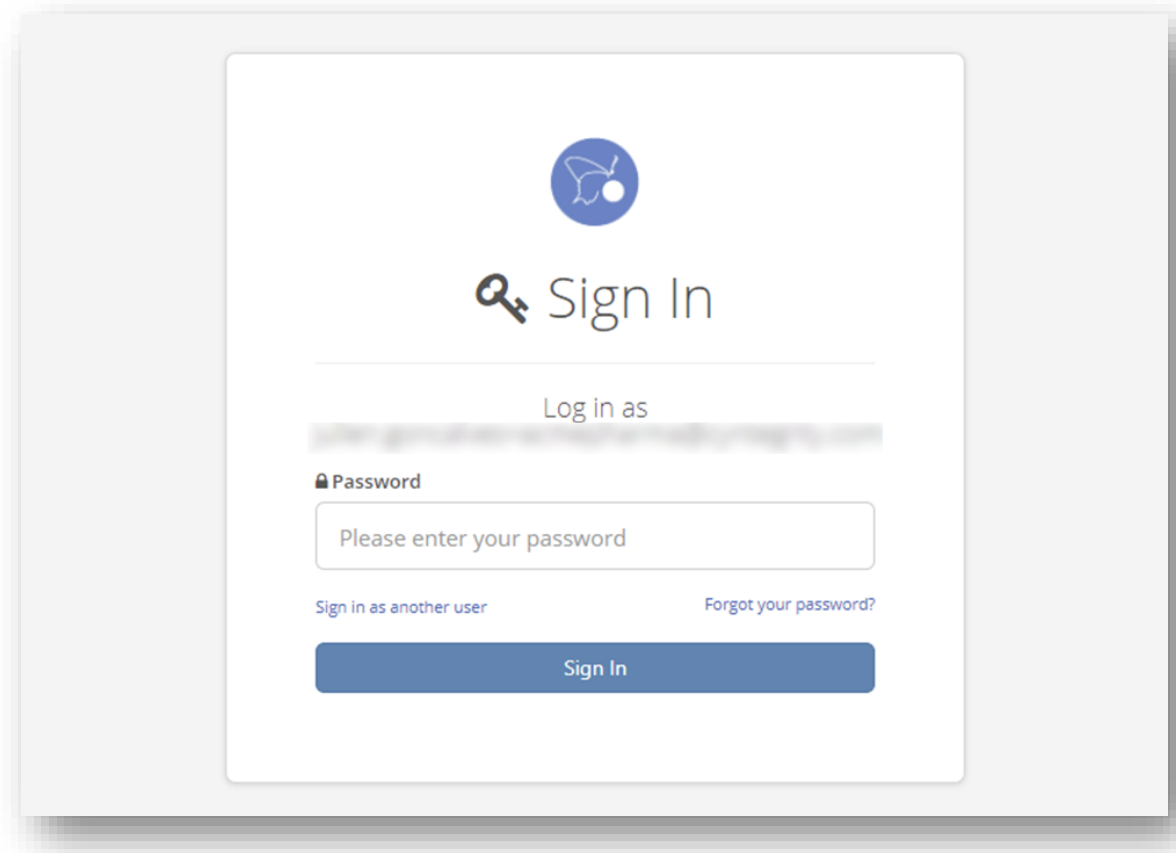


NEW V7.0.0 | SECURITY OPTIMIZATIONS

Updated Password requirements

In keeping with the most up-to-date security guidelines, passwords will now require a minimum of 11 characters.

NOTE: this will not apply to accounts with MFA enabled, unless the user is required to reset their password, upon which they will need to create a new password with a minimum of 11 characters.



The screenshot displays a 'Sign In' page with the following elements:

- Logo: A blue circular icon with a white bird-like shape.
- Text: 'Sign In' with a key icon to the left.
- Form: A white box containing a 'Log in as' field (with a blurred email address), a 'Password' field (with a lock icon and the text 'Please enter your password'), and a 'Sign In' button.
- Links: 'Sign in as another user' and 'Forgot your password?'.




NEW V7.0.0 | BUG FIXES AND IMPROVEMENTS

In our ongoing pursuit of perfection, we are constantly making improvements:

As such, all our releases also include many minor bug fixes, minor UI improvements, and general improvements related to the **MyRBQM Portal's** functionality, user-friendliness, analytical and predictive power, and security, to ensure that you always have the best tool at your disposal to conduct a successful, and quality data-driven study.

We always appreciate feedback from our users. If you have any issues or suggestions, be sure to get in touch with your designated Project Manager or email us at post@cyntegrity.com.





Cyntegrity

HEADQUARTERS

Altenhöferallee 3
D-60438, Frankfurt am Main
GERMANY

Tel: +49 6192 470 113 50 (EU)

Tel: +1 888 812 RBQM (USA)

Artem Andrianov, PhD
Managing Director

Email: post@cyntegrity.com

Website: www.cyntegrity.com



SEND
US
YOUR
FEEDBACK

